

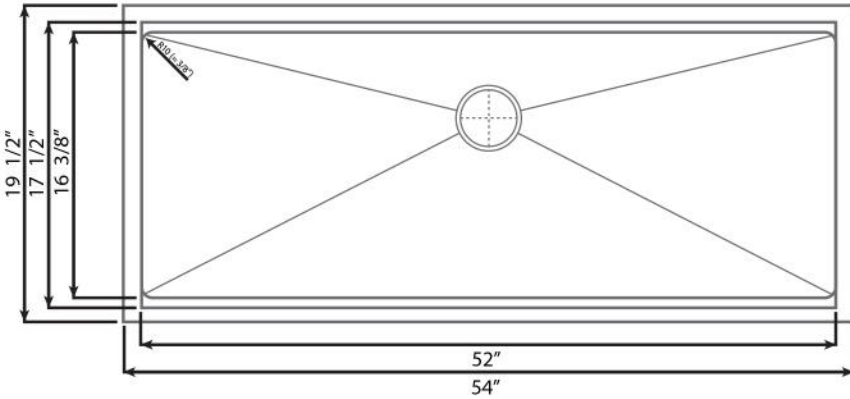


STRICTLY

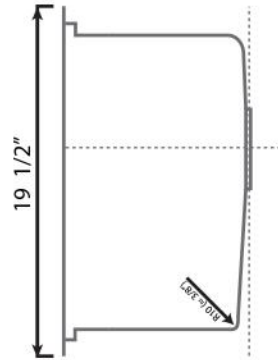
KITCHEN + BATH

Custom Stainless Steel 54" x 19-1/2" x 10" Undermount Single Bowl Workstation Kitchen Sink with Single Workstation Shelf and Included Accessories in Brushed Stainless Steel with Off-Center Round Drain

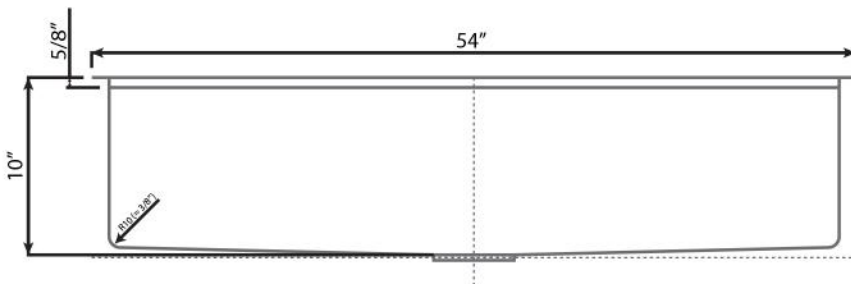
Top



Side



Front



Finish:
Brushed Stainless



* Sink is also insulated and sound deadend with rubber pads on all sides and bottom of all basins

* R10 indicates slightly rounded corner radius for the most interior dimensions (basin)

Specifications:

Includes: Strainer, Disposal Flange, **Colander***, **Colander with Plug***,

Wood Cutting Board, Roll-up Drying Rack, Strainer Bowl, Stainless Steel Prep Board

Material: 16 Gauge T304 Stainless Steel

Finish: Brushed Stainless

Overall Dimensions: 54" L x 19-1/2" W x 10" H

Interior Dimensions: 52" L x 17-1/2" W x 9-7/8" D

Bowl Dimensions: 52" L x 16-3/8" W x 9-3/8" D

Rim: 1" Flange

Number of Bowls: Single (One)

Sink Type: Undermount Workstation

Drains: Round - Off-Center - 3-1/2" Standard Size

Shipping: TBD

Price & Payment: (Private Online Checkout)



Standard Size



Standard Size




*Custom 12" Width



*Custom 18" Width
And Maximum Depth



Standard Size



Standard Size



Standard Size



Standard Size

CUSTOM ORDER PRODUCT POLICY AND DISCLAIMER

- 1) All custom products are of no return, no refund, no exchange
- 2) All custom orders must be pre-paid in full prior to production.
- 3) Online Order through website is your signature confirmation
- 4) Standard custom order lead time 10-20 weeks unless expedited
- 5) Final color, size, inclusions and style may vary.

Client Name: Melissa Howell

Date: 01/08/25

Notes: This sink is redesigned from our N45WS example but made unique for you! Any Changes Needed? Please let us know!



16 GAUGE